


design by Mr. K

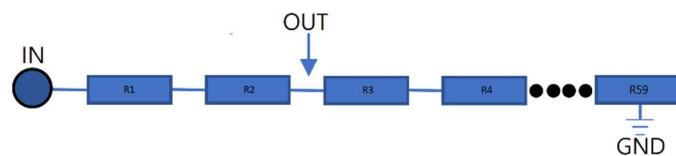
59 Steps Series Type Stepped Attenuator High Quality Passive Preamplifiers Metal (1%)/ Carbon (5%) Film Resistor



Series Type Stepped Attenuators

This attenuator is formed by a series of resistors. They function as a voltage divider. The rotary switch move through the chain as the volume dial is being turned to select the output of the attenuator.

Its principle is like that of a potentiometer. The input impedance of the attenuator remains constant; therefore, the signal source is constant with a non-varying load.



SERIES TYPE


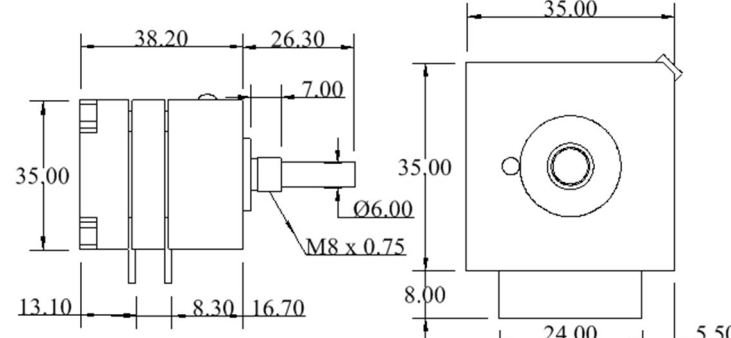
- Detent: Within loudness, 59 steps
- Attenuation range: -60dB ... 0dB
- Contact material: Hard gold
- Mechanical life: > 10 000 cycles
- CNC machined AL6063 aluminum
- Double grounding design
- Indexing angle: 6 degree
- Resistance taper: 15A
- Bearing: NMB
- Ingress Protection Rating: IP54

Product Image	Part NO.	Type	Channel	Resistor Value	Resistor Type (Tolerance)	Resistance Taper	Size (L x W x H)
	SRS050K C15A	Series	Stereo	50K	Carbon (5%)	15A	35mm x 35mm x 38.2mm + (Shaft length 26.3mm)
	SRS050K M15A				Metal (1%)		
	SRS100K C15A			100K	Carbon (5%)		
	SRS100K M15A				Metal (1%)		

Series Type Stepped Attenuators/ Product Dimensions

Dimensions:

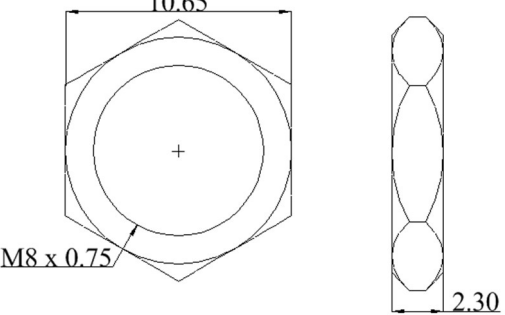
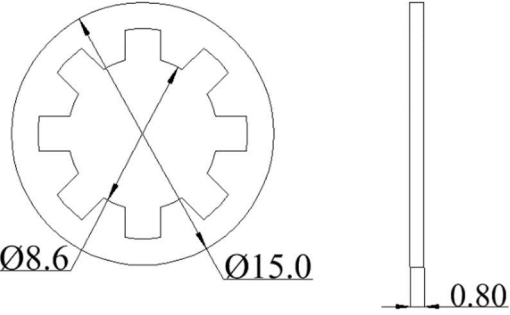
Unit: mm

Photo	Style
	 <p>Technical drawing showing dimensions for the attenuator:</p> <ul style="list-style-type: none"> Overall length: 38.20 Length of main body: 26.30 Length of shaft: 7.00 Overall height: 35.00 Shaft diameter: $\text{Ø}6.00$ Thread: M8 x 0.75 Front view width: 35.00 Front view height: 8.00 Front view inner width: 24.00 Front view inner height: 5.50 Side view segment 1: 13.10 Side view segment 2: 8.30 Side view segment 3: 16.70

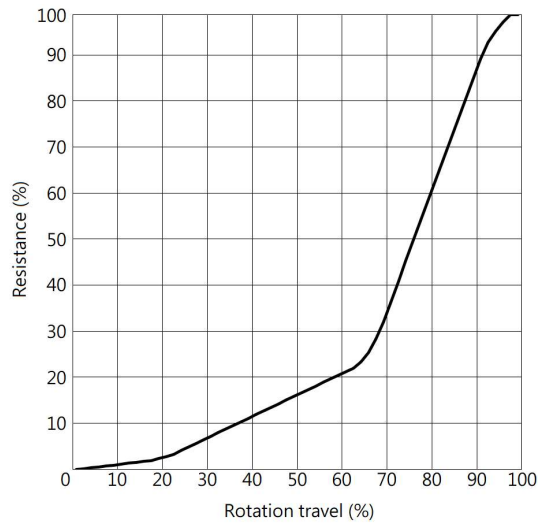
Series Type Stepped Attenuators/ Attached Parts

The following parts are included with the product.

Unit: mm

Nut	Washer
 <p>Technical drawing of the Nut:</p> <ul style="list-style-type: none"> Width: 10.65 Thread: M8 x 0.75 Height: 2.30 	 <p>Technical drawing of the Washer:</p> <ul style="list-style-type: none"> Outer diameter: $\text{Ø}15.0$ Inner diameter: $\text{Ø}8.6$ Thickness: 0.80

Series Type Stepped Attenuators/ 15A Resistance Taper



Series Type Stepped Attenuators/ Detent against dB

Part Number: SRS050KC15A

Serial Number: _____

Tested by: _____

Detent	dB	L-R tolerance (%) *	Detent	dB	L-R tolerance (%) *	Detent	dB	L-R tolerance (%) *
1	0.0	0.0	21	-12.6	0.0	41	-22.9	0.0
2	-0.1	0.0	22	-13.2	0.0	42	-23.9	0.0
3	-0.4	0.0	23	-13.5	0.0	43	-25.0	0.0
4	-0.6	0.0	24	-13.8	0.0	44	-26.3	0.0
5	-1.0	0.0	25	-14.1	0.0	45	-27.8	0.0
6	-1.4	0.0	26	-14.5	0.0	46	-29.7	0.0
7	-1.9	0.0	27	-14.8	0.0	47	-31.3	0.0
8	-2.4	0.0	28	-15.2	0.0	48	-32.8	0.0
9	-2.9	0.0	29	-15.6	0.0	49	-34.5	0.0
10	-3.5	0.0	30	-16.1	0.0	50	-35.4	0.0
11	-4.0	0.0	31	-16.5	0.0	51	-36.5	0.0
12	-4.7	0.0	32	-17.0	0.0	52	-37.8	0.0
13	-5.4	0.0	33	-17.4	0.0	53	-39.2	0.0
14	-6.1	0.0	34	-18.0	0.0	54	-41.0	0.0
15	-6.9	0.0	35	-18.5	0.0	55	-43.2	0.0
16	-7.8	0.0	36	-19.1	0.0	56	-46.1	0.0
17	-8.8	0.0	37	-19.7	0.0	57	-50.6	0.0
18	-9.9	0.0	38	-20.4	0.0	58	-60.5	0.0
19	-10.9	0.0	39	-21.2	0.0	59	-	0.0
20	-11.9	0.0	40	-22.0	0.0			

* this value means the tolerances between L channel and R channel by 10V loading in percentage.

Important Warning:

- a. Do not apply torque more than 3kgf-cm on the product's hex nut, excessive force will damage the product.
- b. Do not unscrew the product. This action is irreversible to the inner mechanic structure.
- c. Noise may be heard after long term usage. Apply oil-based cleaner to the outer gap will solve the problem. Do not disassemble the product.